



# Compass Test of Auditory Discrimination

Name: \_\_\_\_\_  
 Date: \_\_\_\_\_  
 D.O.B.: \_\_\_\_\_  
 Examiner: \_\_\_\_\_

Hearing History: 1 2 3 4 5 6 7 8 9 10 11 12 (age)

Set A  
 Set B

Device (r): \_\_\_\_\_

Device (l): \_\_\_\_\_

Methodology: \_\_\_\_\_

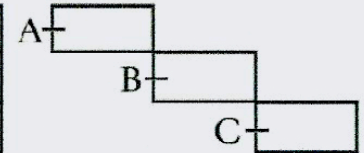
### Subtotals

A | B | C

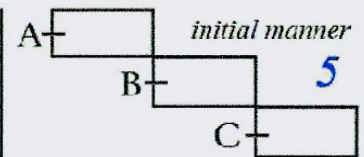
Ling 6 sound test:

mm	ee	ʔ	sh	oo
sh	oo	ah	ss	ah
ee	ʔ	ss	mm	

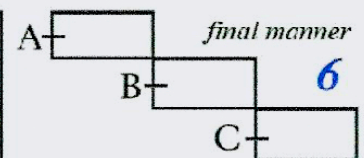
A	0.1	0.2
B		
C		



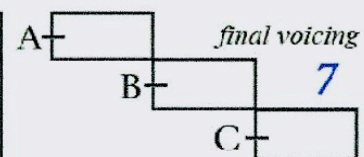
A	1.1 m/b	1.2 m/b	1.3 p/f	1.4 p/f	1.5 t/ʔ	1.6 t/ʔ	1.7 t/s	1.8 t/s
B								
C								



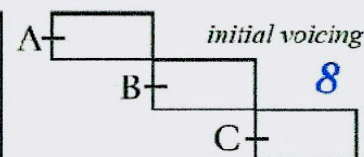
A	2.1 p/f	2.2 p/f	2.3 n/d	2.4 n/d	2.5 t/ʔ	2.6 m/ʔ	2.7 t/s	2.8 t/s
B								
C								



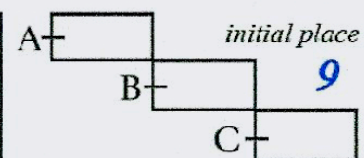
A	3.1 p/b	3.2 p/b	3.3 t/d	3.4 t/d	3.5 k/g	3.6 k/g	3.7 s/z	3.8 s/z
B								
C								



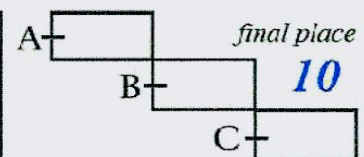
A	4.1 p/b	4.2 p/b	4.3 t/d	4.4 t/d	4.5 k/g	4.6 k/g	4.7 s/z	4.8 f/v
B								
C								



A	5.1 m/n	5.2 m/n	5.3 p/t	5.4 p/t	5.5 t/k	5.6 p/k	5.7 b/d	5.8 b/g
B								
C								



A	6.1 t/k	6.2 t/k	6.3 b/d	6.4 d/g	6.5 m/n	6.6 n/ng	6.7 p/t	6.8 p/t
B								
C								



Score: A \_\_\_ x 2 = \_\_\_\_%



Totals -

A | B | C

# Compass Test of Auditory Discrimination



For complete instructions see manual.

The examiner should have 50 test cards (set A or B), an acoustic screen, and a test form with the student's name and identifying data filled out.

Present Ling 6 sound test and record child's performance on record form.

To administer this test, use all 50 cards (Set A or B). Shuffle cards well. Have the cards in a pile face up (picture side up). Always keep the side of the cards with speech bubble and letters away from student's view.

Examiner should present each word without lipreading cues. Examiners should use an acoustic screen to visually shield their productions. Sit no more than 3 feet from student. Hold the card facing the student and say "show me..." followed by the word typed in the speech bubble. Encourage the student to point to the corner of the card with the picture named. The child may appear to need a repetition of certain items: Give only one repetition, encourage the child to try their best, and move on.

The four corners of the card facing away from the student are marked A, B, and C. As the student indicates which word he has heard by pointing, the examiner will sort the cards according to which corner was indicated. Use the A, B, and C spaces on this page to pile the cards according to student response. If a child refuses to guess a particular item, place that card in the C pile.

To record performance, put pile A aside. Unmarked spaces on the test form are assumed correct. First record all of the responses in the B pile. Above each speech bubble there is a number that corresponds to that item's place on the test form. Place a check mark in the B level box for each card in this pile. Next record all of the responses in the C pile. Place a check mark in the C level box for each card in this pile.

For A, B, and C responses, add up each row and enter totals in the spaces to the right. These are the subtotals for each level of the test (see manual for interpretation). Add A, B, and C totals and enter test totals at the bottom right of the test form. Multiply the total A score to convert to a percentage score and record in the provided space at the bottom left of the test form (see manual for interpretation).

A	B	C
---	---	---