

# What you need to know about student's hearing technology for classroom listening

Presentation developed by: Gwen Severance, AuD & Patty Klein, AuD

## What you need to know about student's hearing technology for classroom listening




microphone ?  
battery door ?  
audioshoe ?  
?  
soundfield system

receiver ?  
FM ?  
transmitter ?  
desktop system ?  
Ling sounds ?  
?

Presentation developed by:  
Gwen Severance, AuD & Patty Klein, AuD  
September, 2012



- ### There's A LOT to cover!
- Types of Equipment we have to offer our students
  - Listening checks – why and how to do them
  - Troubleshooting Equipment
  - Miscellaneous questions answered




### Why DO students with hearing loss need classroom hearing technology?

What are some benefits and limitations?

- ### Children with Hearing Loss Need ...hearing technology (personal or speaker systems)
- Any child in ANY situation with background noise
  - Any child in ANY group situation
  - Any child in ANY situation where they are receiving new information
  - Any child in ANY situation where the speaker moves around the room
  - Any child who has ANY distortion in their hearing
  - Any child with a poorly developed language structure
  - Any child who is listening in their second language

### Why would some students with hearing loss NOT benefit from classroom hearing technology?





# What you need to know about student's hearing technology for classroom listening

Presentation developed by: Gwen Severance, AuD & Patty Klein, AuD

**"Kid reasons," not hearing reasons**

- Student refuses to wear hearing aids so an ear-level personal FM cannot be used
- History of "losing" or purposely damaging hearing devices
- Lack of tolerance to wearing equipment (autism spectrum, cognitive delay, etc)
- Student excels academically with hearing aids alone and refuses to use an FM system
- Systems challenges for sound field FM or using a desktop system in secondary school

**TYPES OF EQUIPMENT**


(the ones we have to offer, that is...)

**Personal (ear level) technology**



**FM receivers that attach to the student's hearing aid or cochlear implant**

**FM Receivers**



- I Link Hearing Aid (FM receiver built in)**  
M  
FM  
FM/M
- Phonak Extra Hearing Aid hearing aid with FM receiver attached**
- MyLink Neckloop receiver worn with a hearing aid or CI (works with a hearing aid's or CI's telecoil setting)**
- Oticon Safari hearing aid with FM9 audio shoe and mixi FM receiver**

**Most Popular Brands of Hearing Aids for our kids:**

**Phonak      Oticon**

**Siemens      Widex**

**Different models of hearing aids need different kinds of audio shoes.**

**AND,**


**Most hearing aids need to be programmed for FM+Mic in order for the FM system to work.**



What you need to know about student's hearing technology for classroom listening

Presentation developed by: Gwen Severance, AuD & Patty Klein, AuD

**How do you know what kind of hearing aid a student has?**



Most have a label somewhere on the hearing aid that tells you the make (brand) and model.

**If it's a Phonak, it's going to need a new battery door to accommodate the audio shoe!**

- An audiologist will have to do this
- And, you'll need verbal permission from the parent first



**Types of Transmitters for ear level technology**



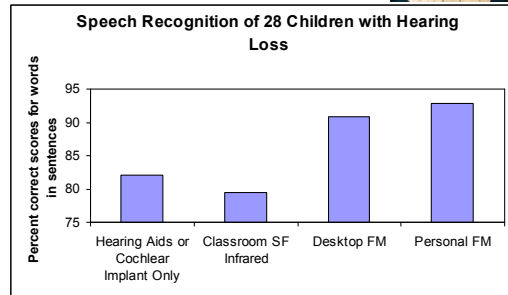
**Other types of classroom technology**



**What is (usually) the most preferable kind of classroom hearing technology equipment to use? Why?**



**Sizing up classroom hearing technology**



<https://successforkidswithhearingloss.com/wp-content/uploads/2011/08/Benefit-of-3-SN-Enhancing-Devices-JEA-Anderson et al 20051.pdf>

# What you need to know about student's hearing technology for classroom listening

Presentation developed by:Gwen Severance, AuD & Patty Klein, AuD

Distance from the teacher's mouth to the student's ear makes a big difference!

- The farther the student is from the desired speaker the more noise and reverberation will interfere with speech understanding.



So, if your student shows up with his first pair of hearing aids, or gets new hearing aids.....



What's the first question that should cross your mind?....

Would FM work for this student?



And,

Do I need to request anything different from the audiologists?

## Listening checks



## Why bother?

- Ensure that the speech signal the child is receiving is clear
- Alert you to malfunctioning equipment
- Properly functioning amplification is essential to the success of any student with hearing loss!



***Access denied is opportunity denied!***

Oh yeah....and it's the LAW!



- \*IDEA, 34 CFR 300.303
- \*Requires schools to "ensure that the hearing aids worn by children with hearing impairments...are functioning properly."
- \*HOWEVER.....
- The law does not state the frequency with which monitoring should occur.

# What you need to know about student's hearing technology for classroom listening

Presentation developed by: Gwen Severance, AuD & Patty Klein, AuD





### Hearing Aid / FM Quick Check Each Morning

- The easiest, *quickest* way to check the equipment...  
...listen to the hearing aid with the earmold, the audioshoe and FM receiver (little cube with the 3 prongs) attached to it.
- Leave the transmitter (teacher's mic) turned off for this step




- Can you hear your voice when the FM mic is turned off? (if so, the aid is working)
  - Can you hear your finger rub when the FM mic is turned on? (the FM is working)
- (if no sound... change the battery... **the battery may be powerful enough to run the hearing aid but not powerful enough to run the hearing aid AND the FM!**)*
- Say the Ling six sounds... oo, aw, ee, sh, s, m
    - Do they sound clear?
    - You're done!
- Yea!**



### Another Tip




Can you hear your finger rub across the hearing aid's mic? (the aid is working)



Can you hear your finger rub across the FM mic? (the FM is working)

- Does the hearing aid amplify sound when it's turned on?
  - Does the hearing aid sound as loud as you expect it to?
  - Does the hearing aid amplify sound consistently? (Does the sound cut in and out?)
  - Is the quality of the sound okay? Is there static or distortion?
- 

### Does the hearing aid amplify sound when it's turned on?

If not –

- Make sure it's in the "on" position
- Check/Change the battery
- Look for blockage in the earmold or tubing



### Does the hearing aid sound as loud as you expect it to?

If not –

- Check/Change the battery
- Look for blockage in the earmold or tubing
- Listen to the hearing aid without the earmold



### Does the hearing aid amplify sound consistently? (Does the sound cut in and out?)

If not –

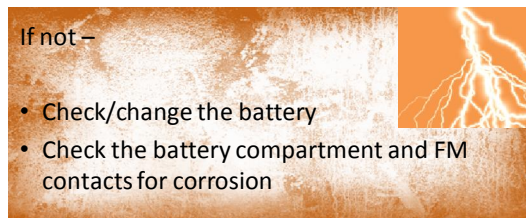
- Check/change the battery
- Check the battery compartment and FM contacts for corrosion



### Is the quality of the sound okay? Is there static or distortion?

If not –

- Check/change the battery
- Check the battery compartment and FM contacts for corrosion



### Listen to the hearing aid as you say the Ling sounds (ah, ee, oo, mm, sh, s) Do they sound clear?

If not –

- Check/change the battery
- Check the battery compartment and FM contacts for corrosion




### It still doesn't work.....now what?




# What you need to know about student's hearing technology for classroom listening

Presentation developed by: Gwen Severance, AuD & Patty Klein, AuD

Is the transmitter on the right channel?



Are the contacts on the audio shoe dirty or broken?



Are the FM receivers attached to the hearing aids?



(Remember to call each piece the right name)

• Is the toggle on the FM receiver in the correct position?

- Put the MLX cube switch to the two dot position (FM + mic)
- Turn on the FM mic (teacher's transmitter)
- Rub your fingernail across the teacher's mic and *listen* for the FM to pick it up



Are the cords in good shape and plugged in completely?



And sometimes, it's just broken!!



# What you need to know about student's hearing technology for classroom listening

Presentation developed by:Gwen Severance, AuD & Patty Klein, AuD

Thanks to Gwen Severance, AuD & Patty Klein, AuD for developing this presentation and sharing it with others!

- References:
- [http://www.txsha.org/\\_pdf/Convention/2010Convention/Wickesberg,%20Jennifer%20-%20Do%20You%20Hear%20What%20%20Hear%20A%20Hands%20on%20Tutorial.pdf](http://www.txsha.org/_pdf/Convention/2010Convention/Wickesberg,%20Jennifer%20-%20Do%20You%20Hear%20What%20%20Hear%20A%20Hands%20on%20Tutorial.pdf)
- <https://successforkidswithhearingloss.com/resources-for-professionals/impact-on-listening-and-learning>